



Census Data and Population Projections

Censuses in the 21st Century :
Improving Data Utilization and
Dissemination

Thomas Buettner
UN Population Division
New York

IUSSP
2005
Tours

United
Nations
Population
Division

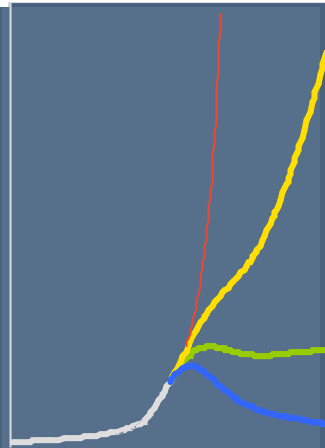
Census Data and Population Projections: Give and take

- Projections as a tool to improve censuses
- Censuses as basic input for projections
- Censuses and projections in the 21th century



IUSSP
2005
Tours

United
Nations
Population
Division



IUSSP
2005
Tours

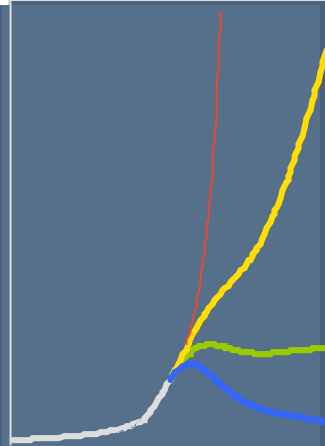
United
Nations
Population
Division

Projections as a tool to improve censuses

- Projections - implemented as an accounting framework/cohort-component method - serve as an important verification mechanism for censuses
- Projections reveal patterns of deficiencies and shortcomings and can provide reasonable adjustments and corrections

Examples:

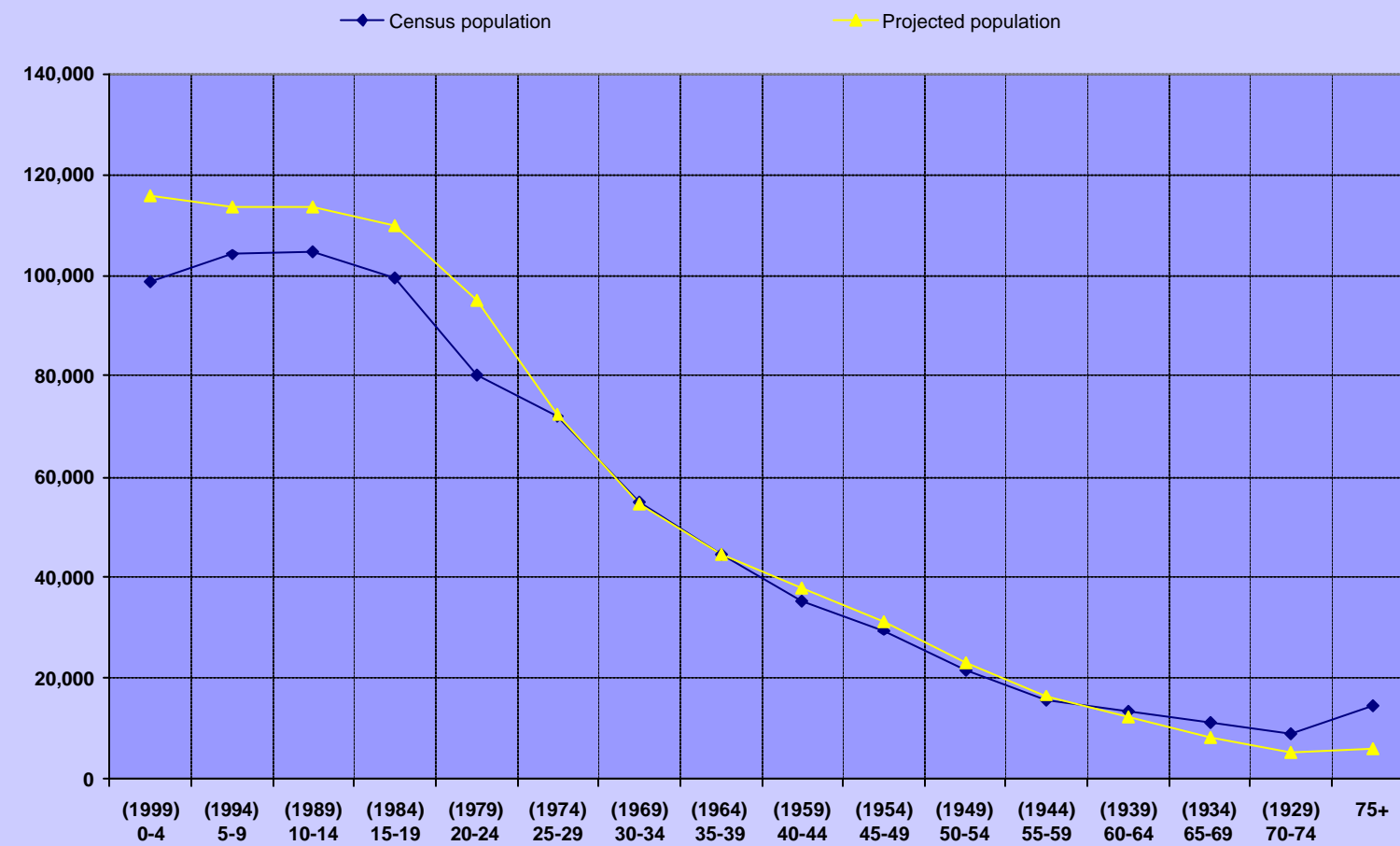
Projections as a tool to improve censuses: Botswana, males



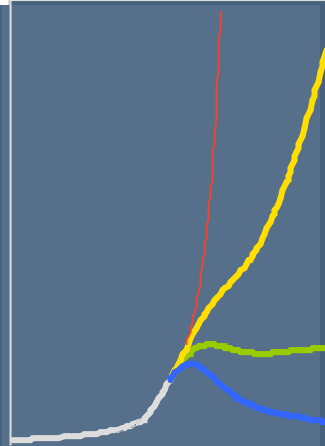
IUSSP
2005
Tours

United
Nations
Population
Division

Comparison of the projected and observed male population by age



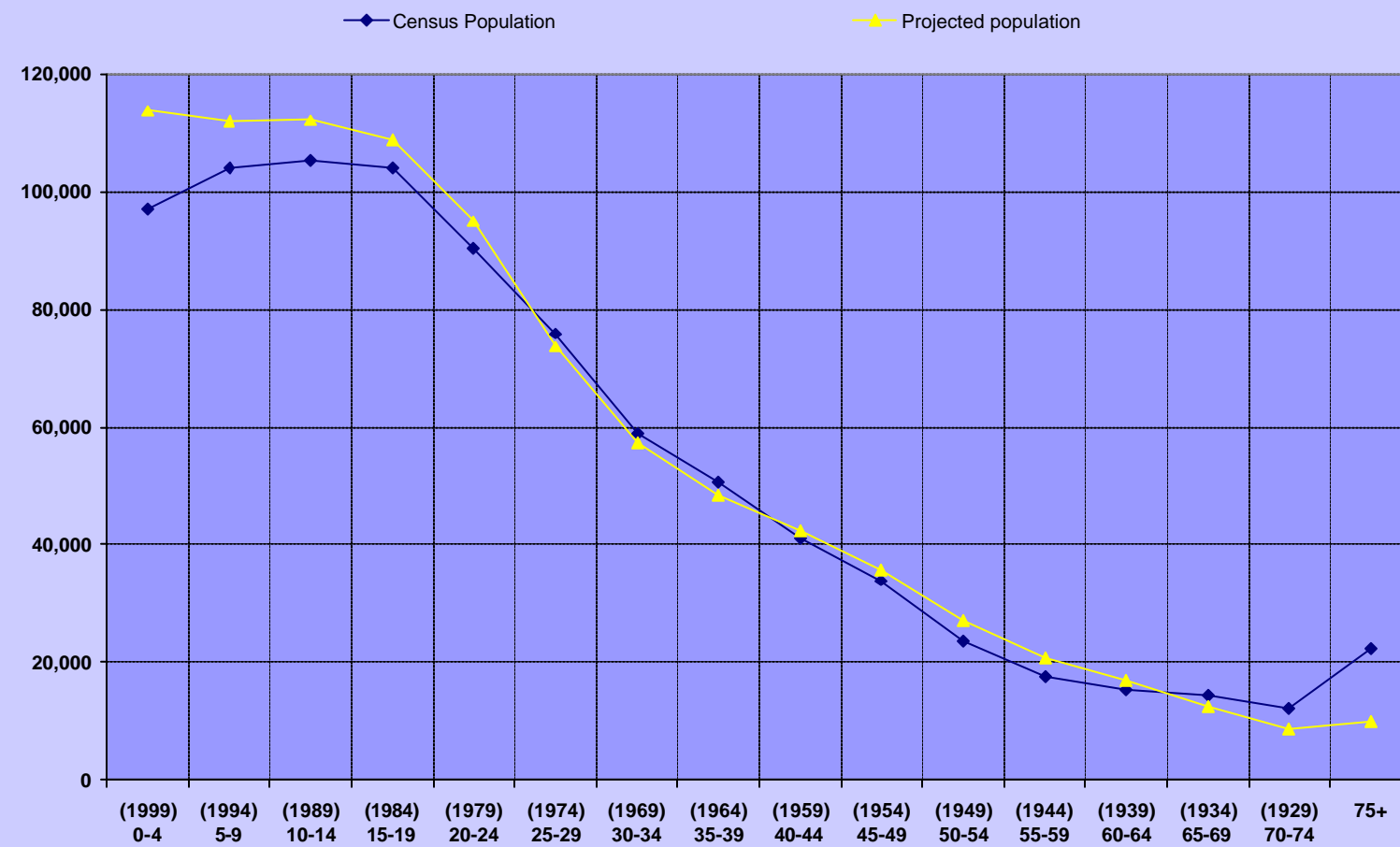
Projections as a tool to improve censuses, Botswana, females



IUSSP
2005
Tours

United
Nations
Population
Division

Comparison of the projected and observed female population by age

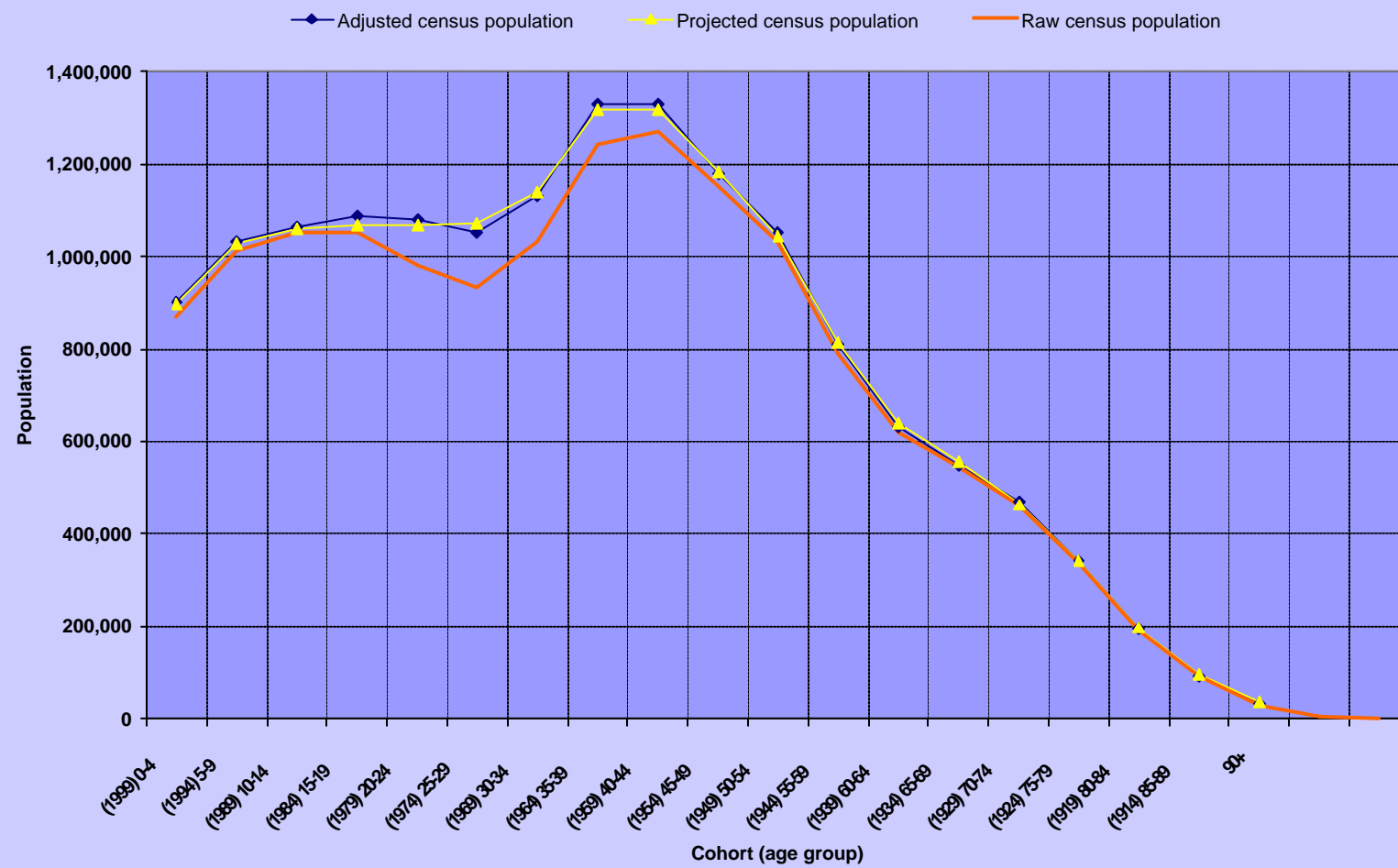


Projections as a tool to improve censuses, Canada, males

IUSSP
2005
Tours

United
Nations
Population
Division

Comparison of the projected and observed male population by age

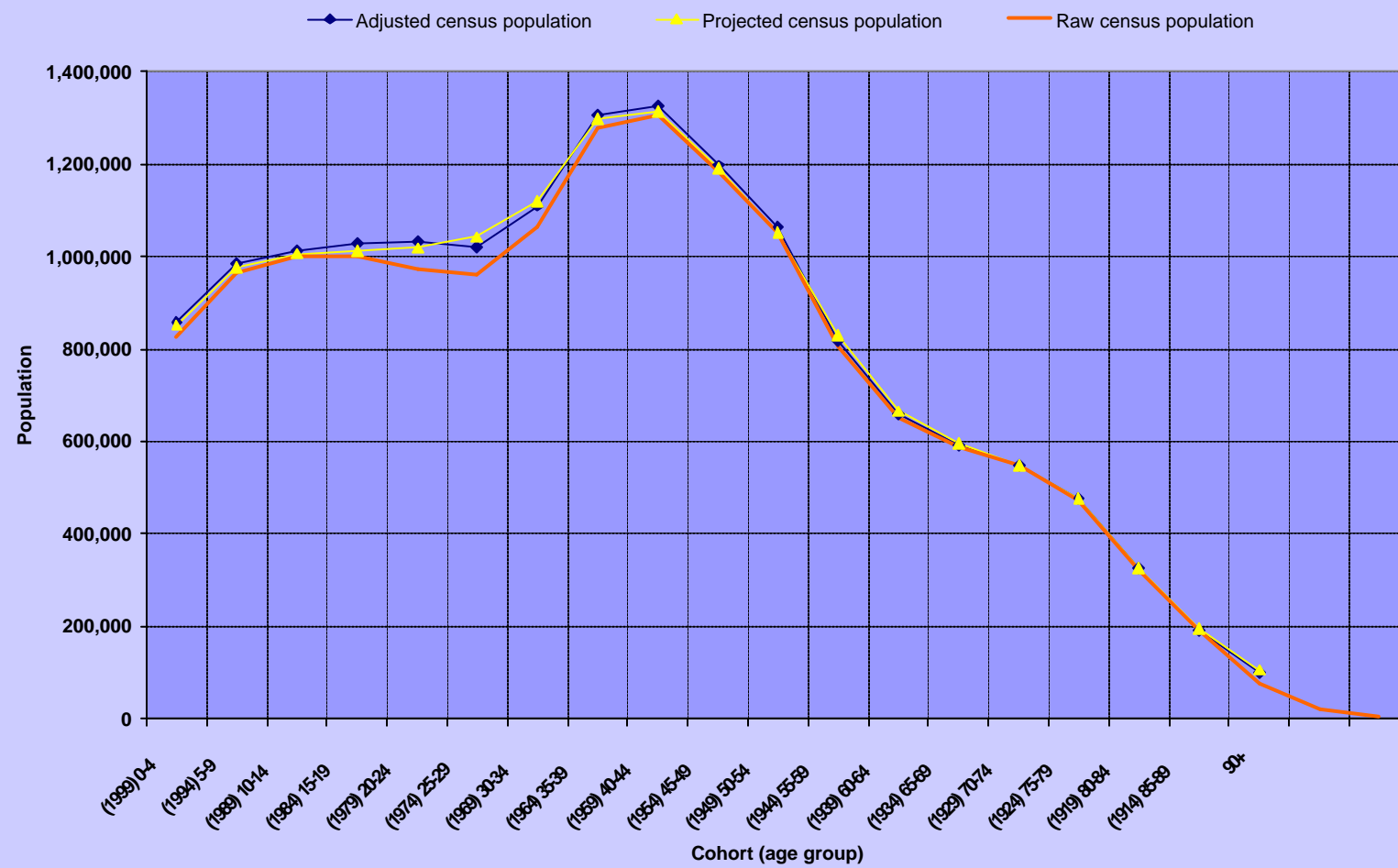


Projections as a tool to improve censuses, Canada, females

IUSSP
2005
Tours

United
Nations
Population
Division

Comparison of the projected and observed female population by age



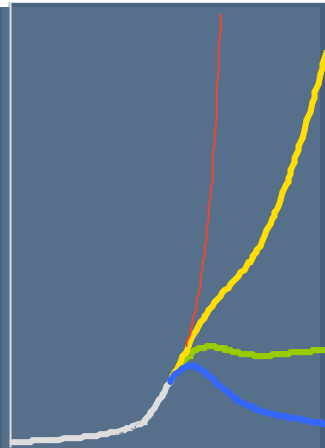
Censuses as instruments for changing the past

Censuses are not just establishing a new base for future estimations and projections,
Censuses are also tools for changing the past – for example
Canada, UK, USA.



IUSSP
2005
Tours

United
Nations
Population
Division



Censuses as basic input for projections

Censuses are the main empirical basis for the estimates and projections that are prepared by the UN Population Division biannually for all countries of the world.

IUSSP
2005
Tours

Availability of census information for
UN population projections 2004 Revision

Census round	Period	Countries
1970	1965-1974	0
1980	1975-1984	2
1990	1985-1994	13
2000	1995-2004	178

United
Nations
Population
Division




Censuses and projections in the 21th century

Responding to dominant demographic trends

- **Mortality decline/Ageing of populations**
Improve enumeration of older persons
Include oldest old in standard tabulations
- **Fertility decline**
Women by parity increasingly important to understand and model fertility trends
- **Mobility/Migration**
Migrant stock
Identify migrants by type of migration (temporary labour migration, etc.)

IUSSP
2005
Tours

United
Nations
Population
Division



IUSSP
2005
Tours

United
Nations
Population
Division

Censuses and projections in the 21th century

Wish list

- **Improve availability of meta data/documentation.**
Enumeration methods, coverage, methods for "smoothing" the raw results, etc.
- **Statistical concepts.**
de-facto population figures preferable, as they provide a realistic and consistent picture about the set of people within a country that participate in demographic processes. Well, almost always.
- **Availability of results.**
Results need to be made available faster and easier. Develop a standard format for dissemination (including documentation).
- **Estimation of demographic processes.**
Use censuses more for establishing robust knowledge on demographic events when vital registration is still insufficient. Adult mortality, for instance.

Challenges for projections of national populations

- Demographic heterogeneity: population sub-groups with different demographic characteristics (foreign workers, ethnic groups, childlessness, etc).
- Rapid ageing
- Mobility (national and international)



IUSSP
2005
Tours

United
Nations
Population
Division