

Pandemics & Health Crises

Natalie Nitsche



Australian
National
University



A TIMELINE OF PANDEMICS

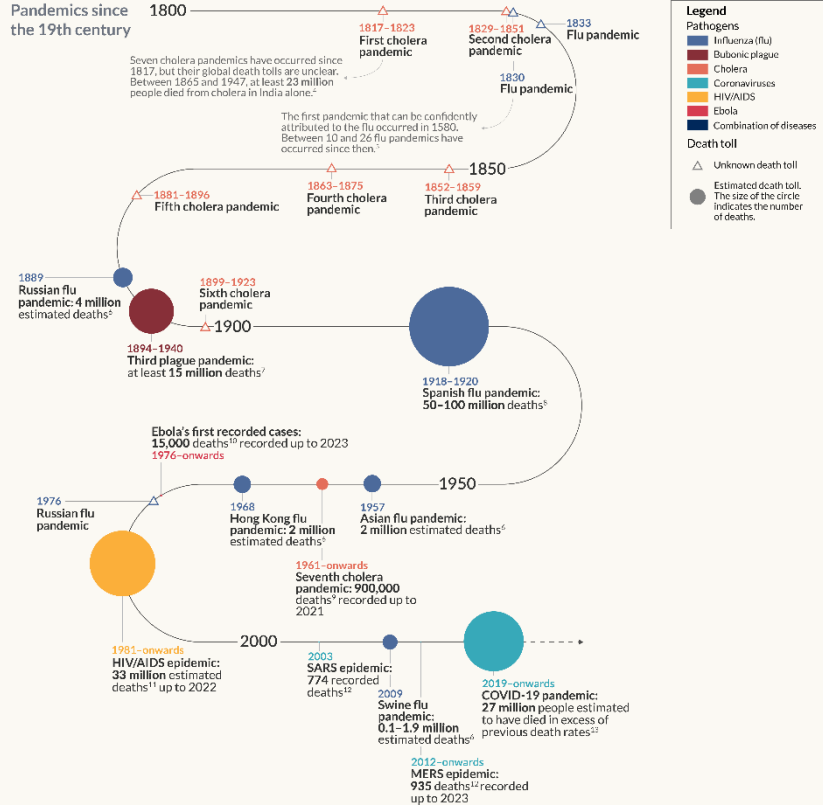
Time and again, humanity suffered through large pandemics

Historical knowledge about many pandemics in the past is sparse. Pandemics with unknown death tolls are shown as triangles, while those with an estimated death toll are shown as circles.

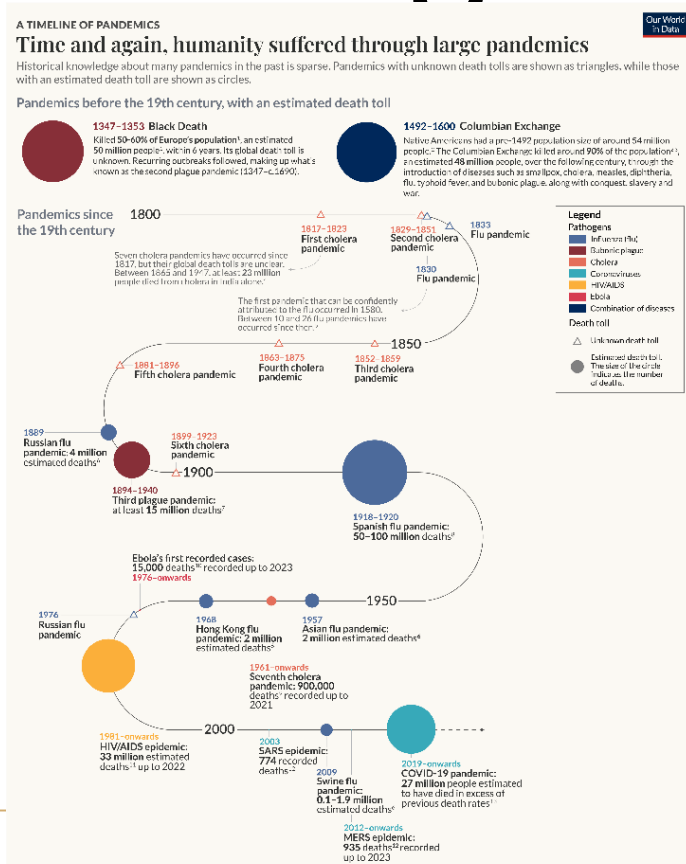
Pandemics before the 19th century, with an estimated death toll



Pandemics since the 19th century

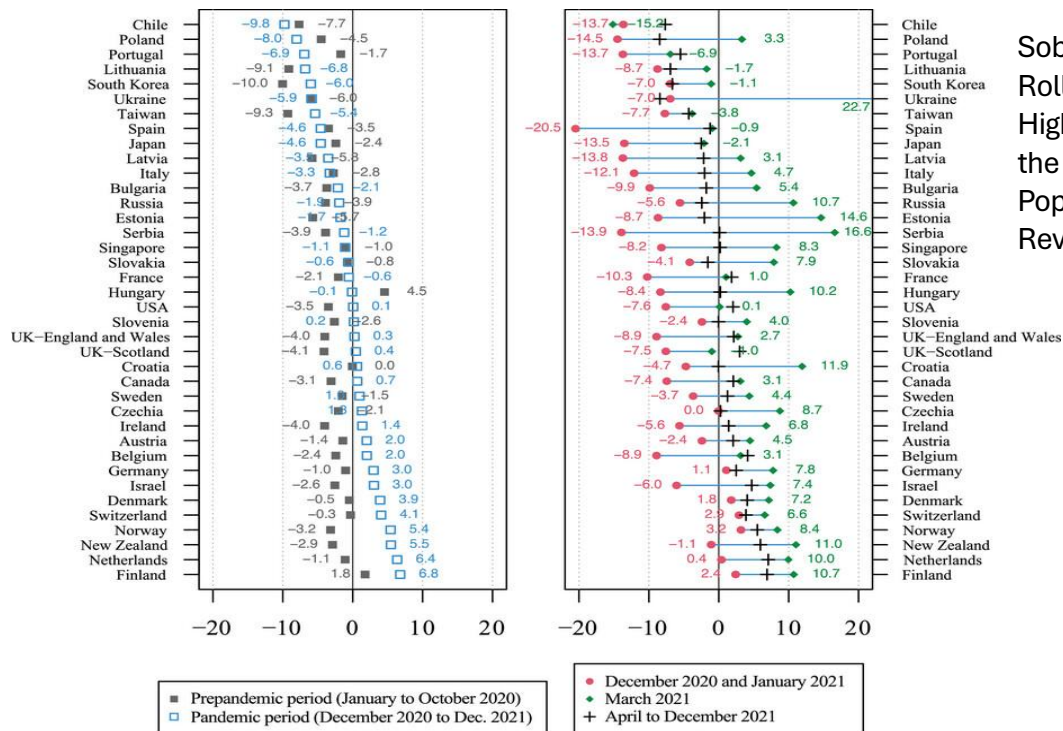


Honor Heterogeneity



Honor Heterogeneity

Context



Sobotka et al. 2024: Pandemic Roller-Coaster? Birth Trends in Higher-Income Countries During the COVID-19 Pandemic. Population and Development Review 50 (S1), 23-58



Honor Heterogeneity

I: November 2020 through January 2021

II: February 2021 through March 2021

III: April 2021 through June 2021

IV: July 2021 through October 2021

V: November 2021 through January 2022

Nitsche et al. 2023, MPIDR
Working Paper

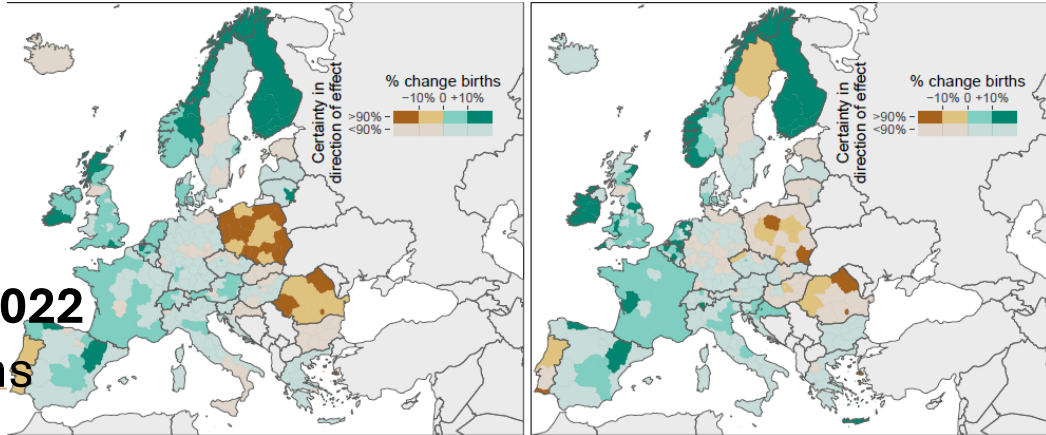
Time

More than expected births (green)

Less than expected birth (brown)

Between November 2020-January 2022

Across Europe's Sub-National Regions



Honor Heterogeneity

Context

Social Group

Time

Social Inequality

Parity



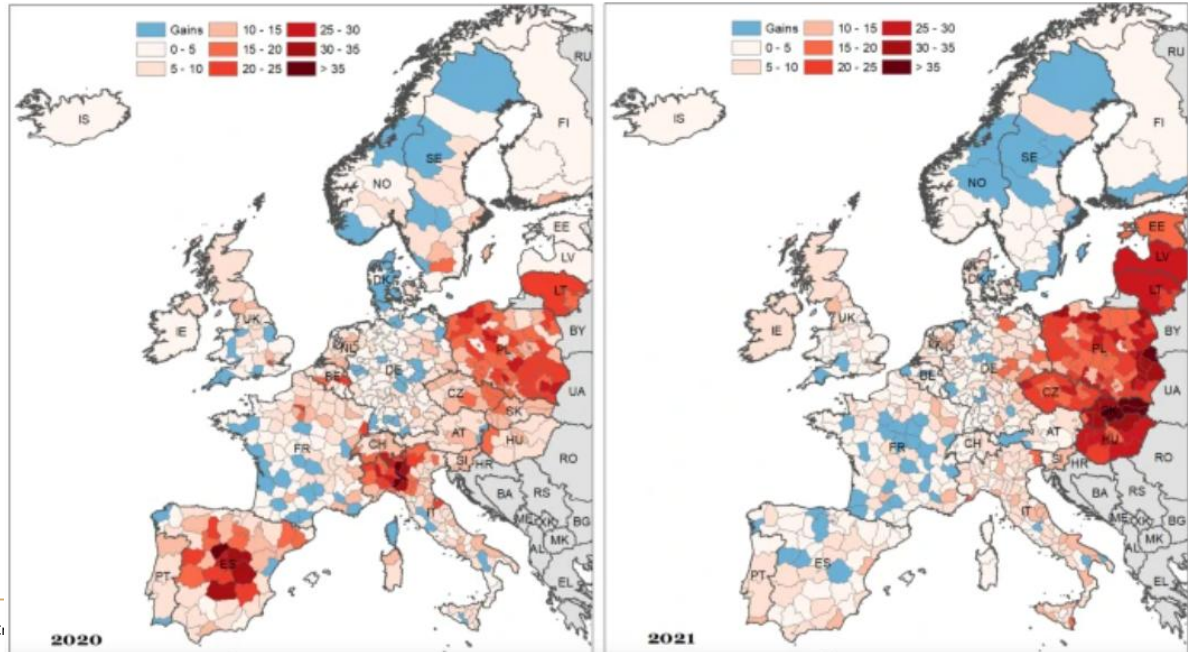
Honor Heterogeneity

Fig. 1: Spatial distribution of age-standardised years of life lost (ASYLL) across 25 European countries in 2020 and 2021, males (per 1000 population).

Context

Time

Sub-National



Bonnet et al.,
2024, Nature
Communication
s



Honor Heterogeneity

Context

Social Group

**Complexity of
Changes**

Time

Social Inequality

Parity

Sub-National



Create Connections

Holistic Health

Methods & Computing

Integrated & Finer Grained Data & Measurement

Link Demographic Areas

Global North & South

Link Disciplines

Link Colleagues

Science & Policy

Link Crises Types

